
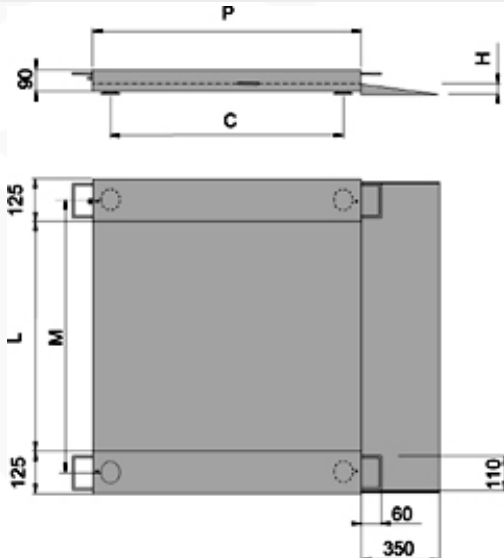
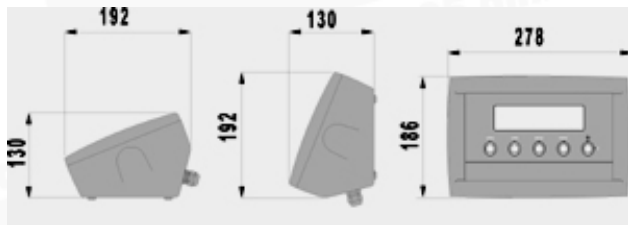


ELP SERIES LOW PROFILE FLOOR SCALES



Low profile floor scale + optional column



Mod./Dim.	L	P	H	M	C
LPE	1000	1250	45	1130	1070
LPF	1250	1500	90	1380	1380

Dimensions in mm

Easy to use and clean, low profile multipurpose scales, are especially suitable for weighing carts, pallet truck scales, and wherever one does not want to install a standard flush floor platform. Manufactured according to OIML R-76 / EN 45501 standards. Available also CE-M APPROVED.

MAIN FEATURES

- 5-key functional waterproof keypad.
- 25mm LCD backlit display with 6 high contrast digits with icons indicating the active functions.
- Easy to clean ABS **waterproof IP65** enclosure built to withstand harsh treatment and corrosive environments.
- Functions with 4 shear-beam IP67 load cells.
- Hermetic IP67 junction box.
- Carbon sheet steel bearing structure, oven-fire painted in RAL 5007 blue. Fitted with adjustable feet and level.
- Loading surface 45 mm high. Equipped with an on/off ramp (a second ramp is optional).
- Digital calibration and set-up through keyboard or PC with DINITOOLS.
- Built-in rechargeable battery and internal 110-240 Vac power adapter.
- THE STAINLESS STEEL MODEL HAS A STRUCTURE AND LOADING SURFACE IN AISI304 AND IP68 STAINLESS STEEL LOAD CELLS.

SELECTABLE FUNCTIONS

- **High Resolution Weighing x 10**
- **Net/Gross or lb/kg conversion**
- **Accumulation**
- **Formula weighing**
- **+/- Checkweighing**
- **Percentage weighing**
- **Counting** (Max. resolution of 1.500.000 divisions)
- **In/Out Truck weighing**
- **Hold and Peak**
- **Peer-to-peer** (up to 4 remote connectable indicators)

I/O SECTION

- RS232/C port configurable for connection with printer/labeller, or for attached printer.
- RS232/C bi-directional port configurable for PC, PLC, remote display, and radio modem
- Quick RJ RS232 plug connection
- IR input for remote control

KEYBOARD AND PRINTING FUNCTIONS

- **KEYBOARD:** Zeroing, Automatic tare, Presetable tare, printing and/or data transmission, selectable function command, on/off switching.
- **PRINTING:** Configurable print layout with:
 - 4 heading lines (with DINITOOLS)
 - Gross-Tare-Net and ticket number
 - Date and time (only with DFCLK)
 - Print of barcode 39 for LP542S labeller or for OBTPR printer.

OPTIONS ONLY AVAILABLE AT TIME OF ORDER

- Thermal printer Option Box
- Time / Date
- CE-M approved models: 3000 divisions or dual range 3000+3000 divisions.

Available versions

Code	Dimensions (LxPxH)	Max Capacity kg	Standard Division g	CE-M Division g (*)	CE-M2 Division g (*)	HR Division g (*)
ELPE6	1000x1250x45	600	100	200	100-200	50
ELPE15	1000x1250x45	1500	200	500	200-500	100
ELPEI6	1000x1250x45	600	100	200	100-200	50
ELPEI15	1000x1250x45	1500	200	500	200-500	100
ELPFI6	1250x1500x45	600	100	200	100-200	50
ELPFI15	1250x1500x45	1500	200	500	200-500	100

(*) These divisions are obtainable only with the relative options

Options only available at time of order

Code	Description
ECEM1B	CE-M 3000e approval for class III or IIII scales, with capacity from 31 to 1500 kg.
ECEM2B	CE-M 2x3000e approval for class III or IIII scales, with capacity from 31 to 1500 kg.
EHR	High resolution model for internal factory use.
OBTPRP	Thermal printer for mounting attached to weight indicator, with ABS case, connection cable, power supply from weight indicator.
OBMDP	Thermal printer and memory data printer for mounting attached to weight indicator, with ABS case, connection cable, memory card, power supply from weight indicator.
OBMMC	Memory Data Printer for mounting attached to weight indicator, with ABS case, connection cable, memory card, power supply from weight indicator.
OBCLTP	Three way control light for mounting attached to weight indicator, with ABS case, connection cable, power supply from weight indicator.
OBRF	External 868 MHz radio frequency module for weight indicator/repeater, with ABS IP65 protecting box and 3 m RS232 connecting cable; power supply from weight indicator/repeater. Max. functioning distance, in appropriate environmental and installation conditions: 70m indoors, 150m outdoors. 50 configurable channels. (OBRF must be combined with another radio module).
OBRFUSB	868 MHz radio frequency module for PC, with PVC box and 1 m USB/mini USB connecting cable; power supply directly from the USB port. Max. functioning distance, in appropriate environmental and installation conditions: 70m indoors, 150m outdoors. 50 configurable channels. (OBRFUSB must be combined with another radio module).
DFCLK	Clock and calendar for printing/displaying of the date and time.
DFIO	Input/output interface with 2 optoisolated digital inputs and 2 Photomosfet outputs for management setpoints with programmable weight threshold (not combinable with ALMEM alibi memory option).
ALMEM	Alibi memory (fiscal memory, max 120.000 weighs) for approved transmission of the weight. Clock/calendar integrated for print of the date/time.
DFTL	Remote control for use up to 8 m of distance.
WIFIT	WI-FI interface for wireless connection (through access point) to the company computer system.
ETH	Ethernet bidirectional port with speed from 10 to 100 Mbps, TCP, UDP, IP, ARP, ICMP, Ethernet Mac protocols.
ETHCBRJ	Ethernet cable 1,5 m long, for connection between indicator and PC network (necessary for ETH option).
USBMB	USB interface, as an alternative of the standard connector RJ, for quick connection of the indicator to PC.
USBCABMB	USB cable for connection between indicator and PC (to be used with USBMB interface).
DF485	RS485 bidirectional port
DAC160	Analogue output with D/A 16 bit converter, configurable from 0 to 10Vdc or from 0 to 20mA; Maximum applicable resistance on the output in current is equal to 350 Ohm; minimum applicable resistance on the output in voltage equal to 10KOhm.

Accessories

Code	Description
CSP38I	Stainless steel support column for the indicators of the DINI ARGEO and SCALE HOUSE range. Dimensions 520 x 527 mm, 1026 mm high, tubular Ø = 38 mm.
LPER	Second on/off painted steel ramp 1250x350 mm.
LPERI	Second on/off stainless steel ramp 1250x350 m.
LPFRI	Second on/off ramp, 1500x350 mm size, in stainless steel.
UKPLUG	Power adapter from Schuko to BS1363.